

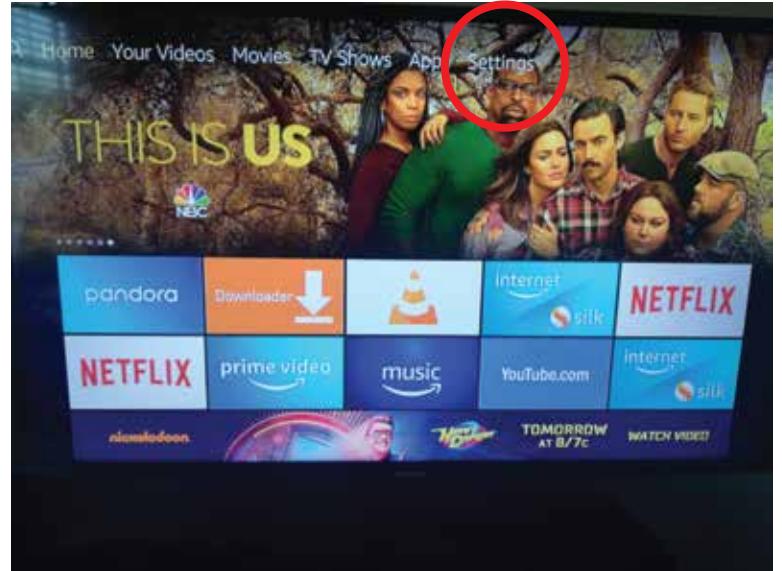


UN-installing NuMedia - Quick Guide

If you installed the NuMedia app player application before May,14 2019
You need to update your current media player to access your account.
The new app is version **2.1** and its awesome.

Please nu-install NuMedia from your Android device including
Amazon Fire TV Products by following this simple task.

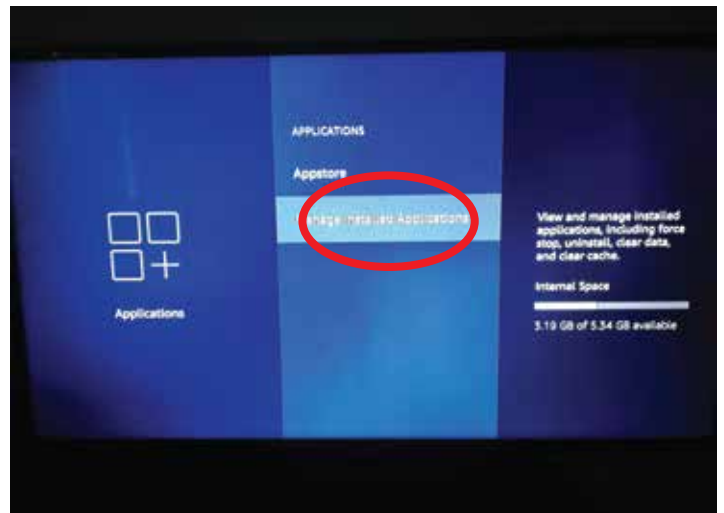
Turn on your Fire TV Stick and
click on **Settings** on top right.



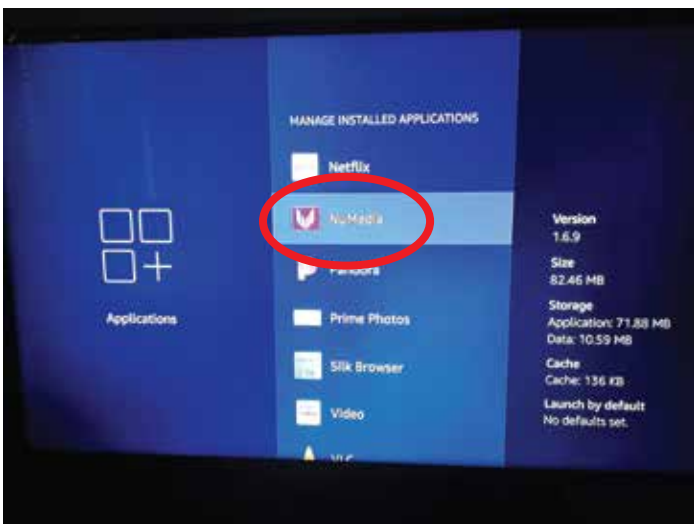
Click On **"Applications"** from
the Settings Menu



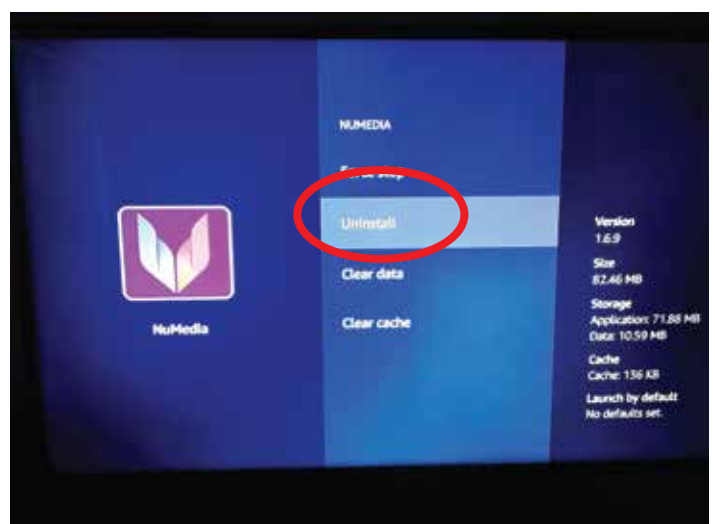
Click on **"Manage Installed Applications"**



Find and Click on **"NuMedia"** app



Click on **"UN-install"** button and confirm



Now you can visit the NuMedia Install QUICK GUIDE to re-install the
newly updated app from:

<https://1numedia.com/install.pdf>

Please feel free to contact us anytime with any issues at:
NuMedia Global Inc
Support Team (Text & Phone: (808) 333-3706
Email: support@1numedia.com
Live Chat: www.1numedia.com (Bottom right of screen)